



Way of Life!

30

LEAN BURN

Electronic Fuel Injection

PRODUCT INFORMATION



LEAN BURN

DF25A/30A

Lightest In Class Outboards Are Packed With Suzuki

Suzuki engineers have packed the new in-line three-cylinder DF25A/30A with some of Suzuki's finest technologies giving them class-leading advantages that put them ahead of the rest. Engineering lightweight outboards has long been a Suzuki hallmark. In keeping with that, the DF25A/30A are the lightest outboards in the 18.4kW (25PS)/22.1kW (30PS) class. Both are first in class to feature friction reducing roller rocker arms and each utilizes offset crankshafts resulting in smoother operation and greater mechanical efficiency. Fuel is supplied with Suzuki's Lean Burn Control system and a Battery-Less Fuel Injection system that gives these outboards remarkable improvements fuel efficiency while maintaining excellent power and performance. An LED monitoring system provides engine operating status at a glance.

FEATURES

- Lightest outboards in the 18.4kW (25PS)/22.1kW (30PS) four-stroke outboard class*.
- Lean Burn Control and Battery-Less Fuel Injection deliver class-leading fuel-efficiency.
- First in class with Roller Rocker Arms that provide smoother action and reduce friction.
- Offset Crankshaft offers smoother piston movement for greater operating efficiency.
- Direct Air Intake and Ventilation supplies engine with a cooler airflow for greater efficiency.
- Engine Monitoring LED Indicators keep you informed of operating conditions.

* According to in-house investigations as of February 2014.

Lightest In Class

Featuring some of Suzuki's best technologies, the DF25A/30A are the lightest outboards available in the 18.4kW (25PS)/22.1kW (30PS) four-stroke outboard class.

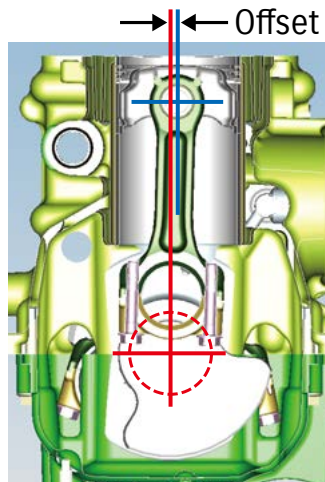
First In Class With Roller Rocker Arms

These are the first outboards in their respective classes to utilize a roller with internal bearings on the cam slipper surface for both the intake and exhaust valves. The roller changes contact between the camshaft and rocker arm from a conventional sliding action to a rolling action reducing friction in rocker arm operation.



Offset Crankshaft

Positioning the crankshaft slightly off center of the cylinder reduces lateral pressure against the cylinder wall as the piston moves up and down in the cylinder. The result is smoother piston movement, which improves operating efficiency.



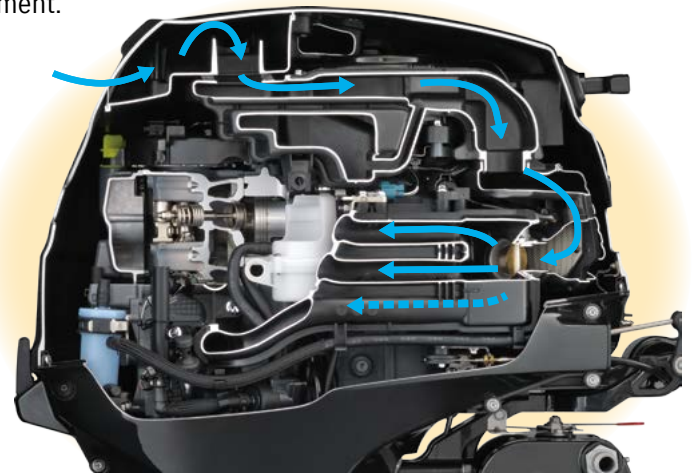
Suzuki Lean Burn Control System

This intelligent fuel management system predicts fuel needs by monitoring engine performance and operating conditions to deliver a leaner fuel mixture to the engine. The result is remarkable improvements in fuel economy.

LEAN BURN 

Direct Intake And Engine Cover Ventilation

A new engine cover design provides the direct intake system with a smoother, cooler flow of air boosting engine operating efficiency. This, together with a newly designed air cleaner allows higher power output from a small displacement.



 Air Flow

To help reduce the temperature inside of the engine cover, the rotating flywheel pushes warm air inside of the cover through the vent hole to the outside.



 Air Flow

Technology



Engine Monitoring LED Indicators

The LED monitoring system utilizes three LEDs to keep you informed of current operating conditions. Located in an easily visible position, the LEDs provide easy to understand monitoring at a glance so you can enjoy a pleasurable boating experience.



New Generation Fuel Injection System (Battery-Less Fuel Injection)

A remarkably compact and lightweight fuel injection system is designed to fit into these outboards without adding unneeded bulk or weight. What's more, it operates without a battery and still delivers quicker starts, smoother operation, and more acceleration in all conditions.

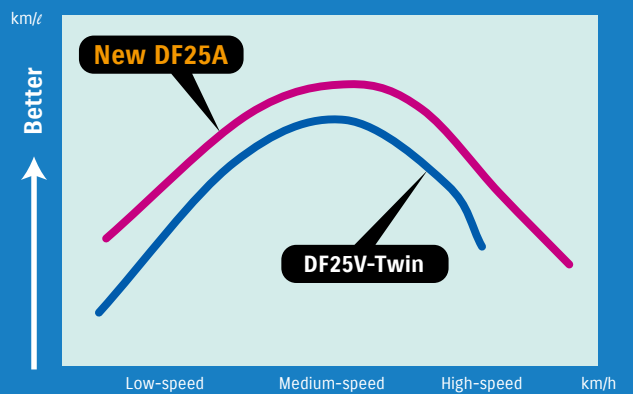
Easy Start Recoil

Fuel injection delivers easier starts, but Suzuki goes a step further incorporating a very light recoil starter into these outboards. Requiring less pull strength, the Easy Start Recoil Starter makes starting the outboard quick and easy.

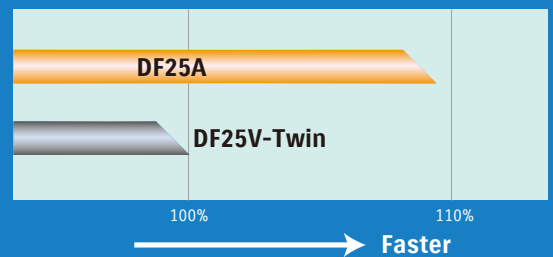


Fuel Efficiency & Performance Comparison

Comparison of Fuel Efficiency per Liter (New DF25A vs. DF25V-Twin)

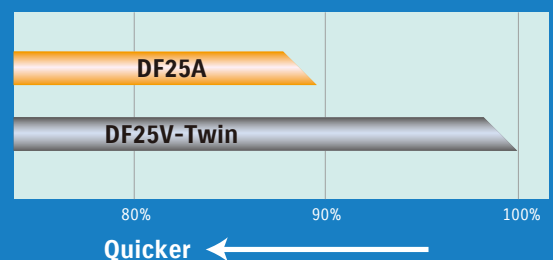


Top Speed Comparison (New DF25A vs. DF25V-Twin) (DF25V-Twin Max. Speed = 100%)



Acceleration Time Comparison (0-50m)

(New DF25A vs. DF25V-Twin) (DF25V-Twin Acceleration Time = 100%)



* Data used in the graphs were obtained through in-house testing under uniformed conditions. Results will vary depending upon operating conditions (boat design, size, weight, weather, etc.)

AT THE FOREFRONT OF OUTBOARD TECHNOLOGY SINCE 1965



We created our first outboard motor in 1965 and will be celebrating the 50th anniversary of the D55 in 2015. We have come a long way since then and our current range of four stroke outboards is second to none in the market place. Our engineers are passionate about boating and spend all of their time perfecting our fuel-efficient and technologically advanced four stroke outboard motors so that our products enable you to maximize your time on the water. So, from the lightweight and portable DF2.5 to the award winning power of the DF300AP, we've got an outboard to suit your way of life.



D55 (1965)


Engine Flush Port

To help protect the engine from damage caused by salt, sand, and dirt that can build up in the engine's cooling system, the outboards are equipped with an easy to access freshwater flush port to make cooling system flushing as easy and convenient as possible.



Suzuki's Anti Corrosion System

Suzuki protects its outboards with an anti-corrosion finish specially developed by Suzuki. Applied directly to the aluminum surface it maximizes the bond between the finish and the surface, increasing the protection and durability of parts that are constantly exposed to saltwater.



Lower Emissions, Efficient Operation

Suzuki's highly efficient four-stroke technologies produce lower emissions that allow outboards like the DF25A/30A to conform to some of the world's strictest emissions standards^{*1} including the EURO 1 emissions Standards (EU Directive 2003/44EC)^{*2}, and receive a three-star rating from the California Air Resources Board (CARB).

^{*1} Emission standards compliancy is region specific.

^{*2} The EU emissions standards (exhaust gases and noise levels) set by the European Parliament and Council.



SPECIFICATIONS

	DF25A/DF30A		DF25AQH/30AQH		DF25ATH/DF30ATH	DF25AR	DF25AT/30AT
ENGINE TYPE	4-STROKE OHC 6-VALVE						
FUEL DELIVERY SYSTEM	BATTERY-LESS ELECTRONIC FUEL INJECTION						
RECOMMENDED TRANSOM HEIGHT mm (in.)	S: 381 (15) L: 508 (20)	S: 381 (15) ^{*1}	L: 508 (20)	L: 508 (20)	L: 508 (20)	S: 381 (15) L: 508 (20)	S: 381 (15) ^{*2} L: 508 (20)
STARTING SYSTEM	MANUAL	ELECTRIC/ MANUAL	MANUAL	ELECTRIC/ MANUAL	ELECTRIC/ MANUAL	ELECTRIC/ MANUAL	ELECTRIC/ MANUAL
WEIGHT kg (lbs)	S: 62 (137) L: 63 (139)	S: 65 (143) ^{*1}	L: 70 (154)	L: 73 (161)	L: 74 (163)	S: 63 (139) L: 64 (141)	S: 71 (157) ^{*2} L: 72 (159)
NO. OF CYLINDERS	IN-LINE 3						
PISTON DISPLACEMENT cm ³ (cu. in.)	490 (29.90)						
BORE X STROKE m/m (in.)	60.4 X 57.0 (2.38 X 2.24)						
MAXIMUM OUTPUT kW (PS)/rpm	DF25A: 18.4 (25)/5,500 DF30A: 22.1 (30)/5,800						
FULL THROTTLE OPERATING RANGE rpm	DF25A: 5,000 - 6,000 DF30A: 5,300 - 6,300						
STEERING	TILLER					REMOTE	
CHOKE	-						
OIL PAN CAPACITY lit. (US/Imp. qt.)	1.5 (1.59/1.32)						
IGNITION SYSTEM	DIGITAL CDI						
ALTERNATOR	14A						
ENGINE MOUNTING	SHEAR MOUNT						
TRIM METHOD	MANUAL TRIM AND TILT	MANUAL TRIM AND GAS ASSISTED TILT		POWER TRIM AND TILT	MANUAL TRIM AND TILT	POWER TRIM AND TILT	
GEAR RATIO	2.09 : 1						
GEAR SHIFT	F-N-R						
EXHAUST	THROUGH PROP HUB EXHAUST						
DRIVE PROTECTION	RUBBER HUB						
PROPELLER SIZE (in.)	10 1/4 x 9 - 14						
All propellers are the 3-blade type	Please inquire at your local Suzuki Marine dealer for details of the propeller.						

^{*}With battery cable, without propeller & engine oil. ^{*1} DF25A only ^{*2} DF30AT only

Please read your owner's manual carefully. Remember, boating and alcohol or other drugs don't mix. Always use a personal flotation device. Please operate your outboard safely and responsibly. Suzuki encourages you to operate your boat safely and with respect for the marine environment.

Specifications, appearances, equipment, colors, materials and other items of "SUZUKI" products shown on this catalogue are subject to change by manufacturers at any time without notice and they may vary depending on local conditions or requirements. Some models are not available in some territories. Each model might be discontinued without notice. Please inquire at your local dealer for details of any such changes. Actual body color might differ from the colors in this brochure.



SUZUKI MOTOR CORPORATION

300 TAKATSUKA-CHO, MINAMI-KU, HAMAMATSU CITY, JAPAN 432-8611

OEM DF25A/30A Product Information 99999-C2053-001 © Printed in Japan 1403